

Shifftin'Bobbins October 28/18

1 LITTLE ROSS LIGHT J32 · 2/4L

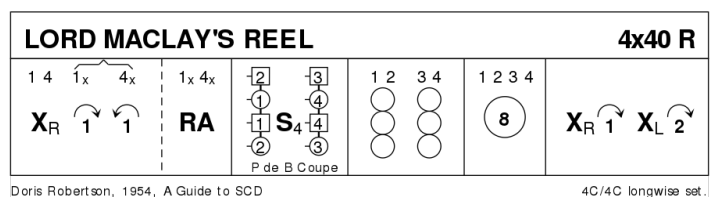
John Drewry: *Bon Accord Book of Scottish Country Dances* · Crib: *MiniCribbs*

- 1-8 1s+2s set, dance RH across & 1M+2L change places RH
- 9-16 1s+2s set, dance LH across & 1L+2M change places LH
- 17-24 2s+1s set, cross RH, 2M & 1L cast down/up, pass LSh to face partner in diagonal line
- 25-32 2s+1s dance diagonal reel of 4 ending own sides 1s in 2nd place

2 LORD MACLAY'S REEL R40 · 4/4L

Doris Robertson: *Collins Pocket Reference: Scottish Country Dancing* · Crib: *MiniCribbs* · Diagram: *Keith Rose's Diagrams*

- 1-8 1s+4s cross RH, cast 1 place down/up (2s+3s step up/down) & dance RH across ending 1s between 2s & 4s between 3s all facing up
- 9-16 All PdB coupe 4 times (popular version - All coupe PdB 4 times)
- 17-24 1s+2s also 3s+4s dance RSh reels of 4 across finishing by dancing to original places 1 2 3 4
- 25-32 All circle 8H round & back
- 33-40 1s cross RH (2s do not step up), cast to 2nd place, cross LH & cast to bottom (2s+3s+4s step up bars 39-40)

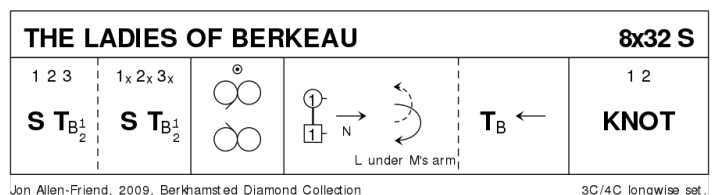


Note: Guide to SCD has bars 33-40 1s cross RH, cast 1 place, cross RH again & cast to bottom place

3 LADIES OF BERKEAU S32 · 3/4L

Jon Allen-Friend: *Six original Scottish country dances* · Crib: *MiniCribbs* · Diagram: *Keith Rose's Diagrams*

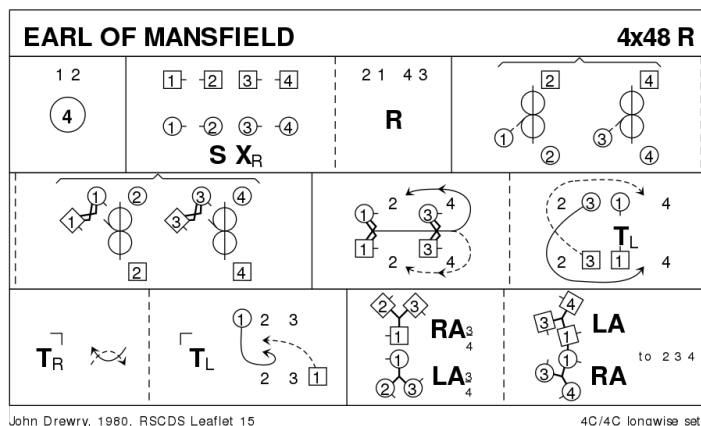
- 1-8 1s+2s+3s set & 1/2 turn 2H to opposite sides, repeat back to own sides
- 9-16 1s cross down & dance reflaction reels of 3 on opposite sides ending in partners place
- 17-24 1s dance down for 2 bars & Lady turns under Mans R arm, turn 2H & dance up to places
- 25-32 1s+2s dance the Knot:
 - 25/26 Couples turn ptrns RH 1/2 way to end in the centre facing down in Allemande position, the Lady having turned clockwise under her ptrns arm
 - 27/28 Bottom couple followed by the others dance up on Ladies side
 - 29/32 Couples turn partners (slowly) by LH to own sides



4 THE EARL OF MANSFIELD R48 · 4/4L

John Drewry: *The Leaflet Dances with Music* · Crib: *MiniCrib*s · Diagram: *Keith Rose's Diagrams*

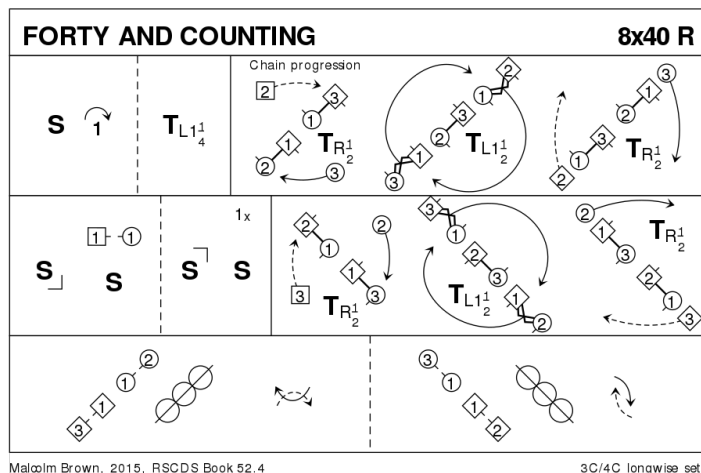
- 1-8** 1s+2s circle 4H round & back
9-16 1s+2s also 3s+4s face on sides, all set & change places RH, all set & change back RH
17-24 1M reel of 3 with 2s (LSh to 2L) picking up partner in prom hold to complete reel as 3M dances similarly with 4s, 1s+3s end on Men's side
25-32 3s followed by 1s dance down below 4s, 3s cast, in & lead up to top, cross & cast back to place **while** 1s cast up & turn LH to face 1st cnrns
33-40 1s turn 1st corners RH pass partner RSh, turn 2nd corner LH, pass LSh to end 2nd place in centre facing up
41-48 1L+2L+3L dance RH across (on side) as 1M+2M+3M LH across, 1s followed by 3s dance down to 4s & Ladies dance LH across as Men RH across to end 2 3 4 1



5 FORTY AND COUNTING R40 · 3/4L

Malcolm Brown: *RSCDS LII 4* · Crib: *MiniCrib*s · Diagram: *Keith Rose's Diagrams*

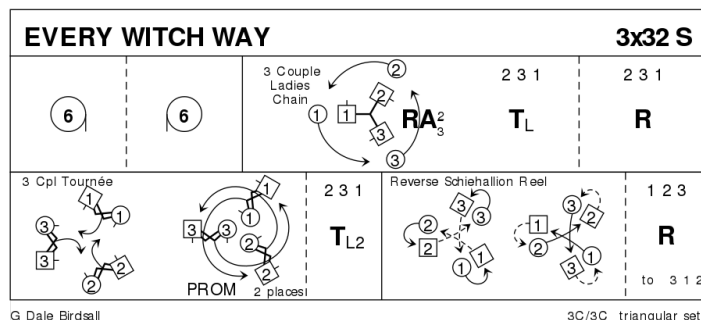
- 1-8** 1s set, cast (2s step up) & turn 1.1/4 LH to face 1st corners
9-16 1s dance Chain Progression for 3 couples on the diagonal:
9-10 1s change places RH with 1st corners **while** 2nd corners chase 1 place clockwise
11-14 1st corners turn 1.1/2 LH in centre **while** 1s & 2nd corners promenade 1/2 round (corners on outside)
15-16 2nd corners chase 1 place back to place **while** 1s change places RH with 1st corners. 1s end facing 4th corners
17-24 1s dance "Hello-Goodbye" setting ending facing 2nd corners
25-32 1s repeat Chain Progression for 3 couples with 2nd corners & end facing 1st corner positions
33-40 1s dance 1/2 diag reel of 4 with 1st corners, pass RSh & dance 1/2 diag reel of 4 with 2nd corners ending in 2nd place own side



6 EVERY WITCH WAY S32 · 3T

G Dale Birdsall · Crib: MiniCribs · Diagram: Keith Rose's Diagrams

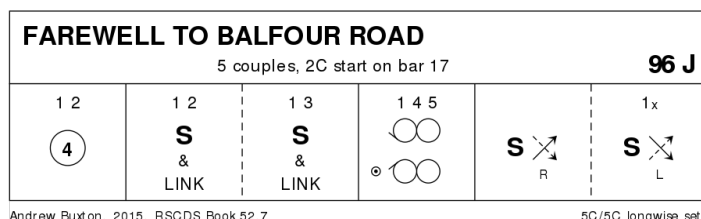
- 1-8** All circle 6H round to right & back
9-16 All dance Ladies' Chain for 3 couples:
9-12 Ladies dance RH across for 2 places **while** Men chase anticlockwise 1 place, all turn partners LH.
13-16 Repeat 9-12 ending new places in promenade hold facing in. 3 1 2
17-24 All dance Tournée for 3 couples:
 All dance in (Men LSh to LSh) facing anticlockwise & dance on 2 places, drop RH & turn to sidelines in new places, Ladies facing in, Men facing out. All turn LH twice round (4 bars). 2 3 1
25-32 All dance reverse Schiehallion Reels for 8 bars
25-26 Ladies dance 1 place clockwise to next Man's place (to left) facing out, Men dance into partner's place & face in
27-28 Ladies dance into Man's place facing in, Men dance 1 clockwise to next Ladies' place (to left) & face out
29-32 Repeat 25-28 to end 1 place clockwise round set facing in 3 1 2



7 FAREWELL TO BALFOUR ROAD J32 · 5/5L

Andrew Buxton: RSCDS LII 7 · Crib: MiniCribs · Diagram: Keith Rose's Diagrams

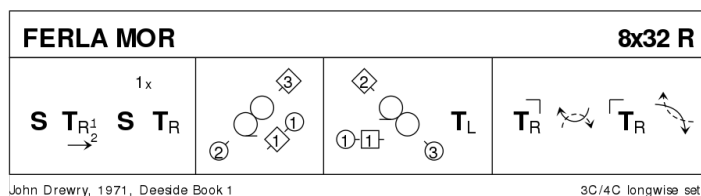
- 1-8** 1s+2s circle 4H round & back
9-16 1s+2s Set+Link; 1s+3s Set+Link
17-24 2s **start while** 1s+4s+5s dance mirror reels of 3 on sides (1s in/down to start)
25-32 1s set, cross down RH to 4th place (4s step up); 1s set, cross down LH to 5th place (5s step up) 2 3 4 5 1
New top couple start every 16 bars. Repeat until 1s back in 1st place, they stand for 16 bars while 5s continue bars 17-32 ending back in 5th place



8 FERLA MOR R32 · 3/4L

John Drewry: Deeside Book Part 1 · Crib: MiniCribs · Diagram: Keith Rose's Diagrams

- 1-8** 1s set, 1/2 turn RH to 2nd place opposite sides, set & turn RH to end 1L facing her 1st corner with partner behind her
9-16 1s dance RSh Tandem reel of 3 with 1st corners end facing Ladies 2nd corner
17-24 Repeat with 2nd corners 1s end by turning LH to face own 1st corners
25-32 1s turn 1st corners RH, pass RSh to turn 2nd corners RH & cross RSh to places



9 OLD NICK'S LUMBER ROOM

J32 · 3/4L

RSCDS XXVI 6 · Crib: MiniCribs · Diagram: Keith Rose's Diagrams

- 1-8** 1s turn RH & cast 1 place, lead down between the 3s, cross & cast up to 2nd place on opposite sides
- 9-16** 2s+1s+3s set & dance reels of 3 across, 1L with 2s, 1M with 3s
- 17-24** 2s+1s+3s dance reels of 3 on sides, 1s cross RH & holding nearer hands face up
- 25-32** 2s+1s circle 4H round to left, 1s turn about & 1s+3s circle 4H round to right

